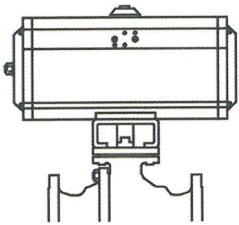
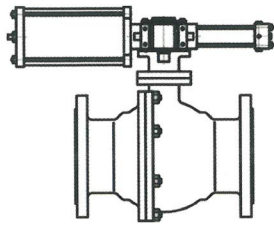


VALVE ACTUATION & ACCESSORIES

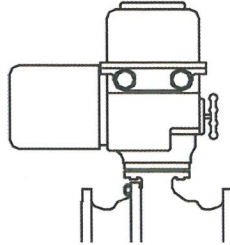
VALVE OPERATORS & ACTUATORS



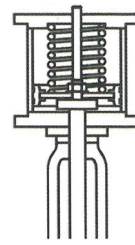
Pneumatic Piston Actuator Quarter-Turn



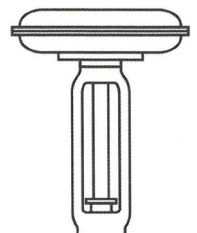
Hydraulic Actuator Quarter-Turn



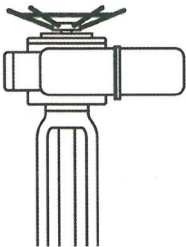
Electric Motor Actuator Quarter-Turn



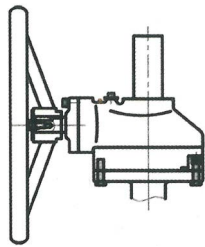
Pneumatic Piston Actuator Linear



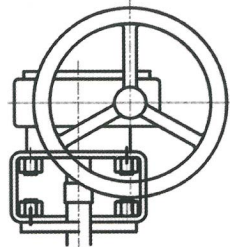
Pneumatic Diaphragm Actuator



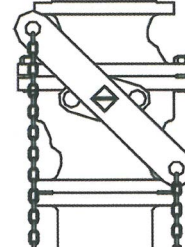
Electric Motor Linear Actuator Multi-Turn



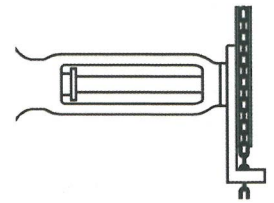
Gear Operator Multi-Turn



Gear Operator Quarter-Turn

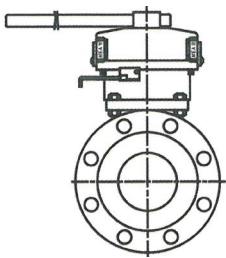


Chain Wheel Operator Quarter-Turn

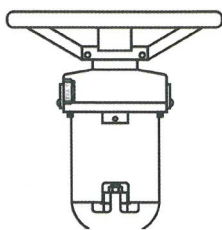


Chain Wheel Operator Multi-Turn

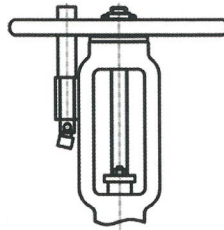
LOCKING DEVICES & DEADMAN LEVERS



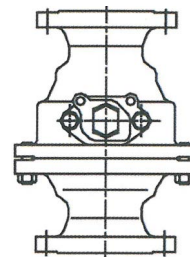
Interlock Device Quarter-Turn



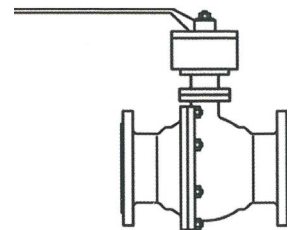
Interlock Device Linear Multi-Turn



Locking Device Multi-Turn

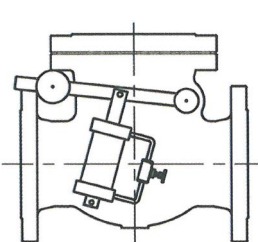


Locking Device Quarter-Turn

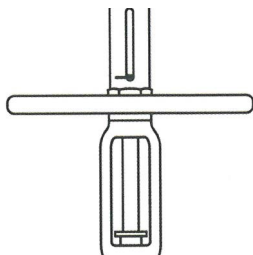


Spring Return Lever Quarter-Turn

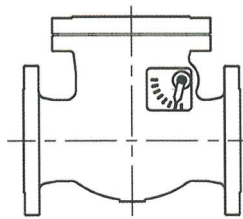
DAMPNERS & INDICATORS



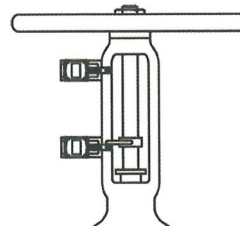
Dash Pot Device Check Valve



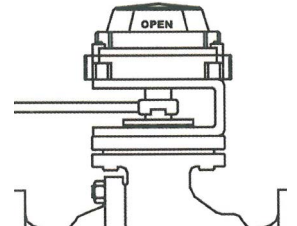
Visual Indicator Multi-Turn



Visual Indicator Swing Check



Limit Switch Multi-Turn



Limit Switch Quarter-Turn